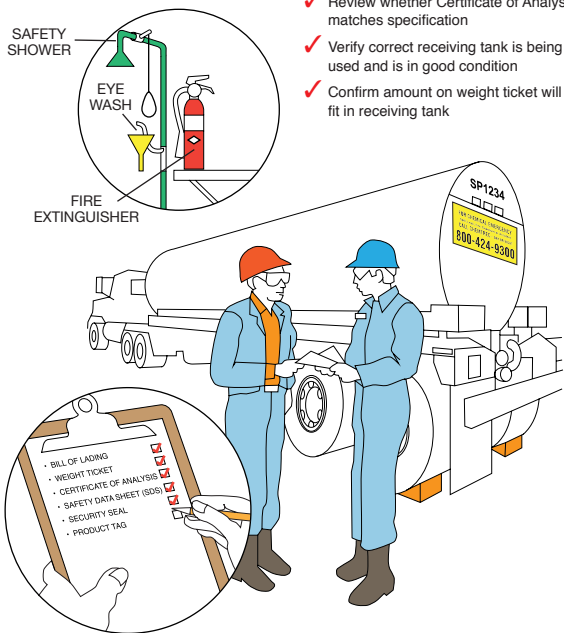


Unloading Non-Regulated Polyol and Urethane Resin System Tank Trucks*

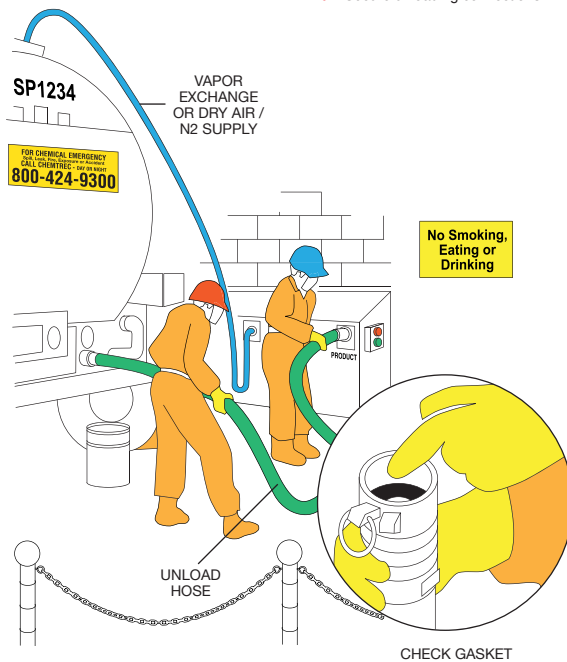
1. During delivery consider the following:

- ✓ Spot trailer, apply brakes, and set wheel chocks
- ✓ Show driver where to find eyewash, safety shower, fire extinguisher
- ✓ Explain your site's emergency procedures
- ✓ Locate cargo tank remote emergency shutoff
- ✓ Verify Bill of Lading correctly identifies expected product
- ✓ Confirm trailer number on Bill of Lading matches number on trailer
- ✓ Review whether Certificate of Analysis matches specification
- ✓ Verify correct receiving tank is being used and is in good condition
- ✓ Confirm amount on weight ticket will fit in receiving tank



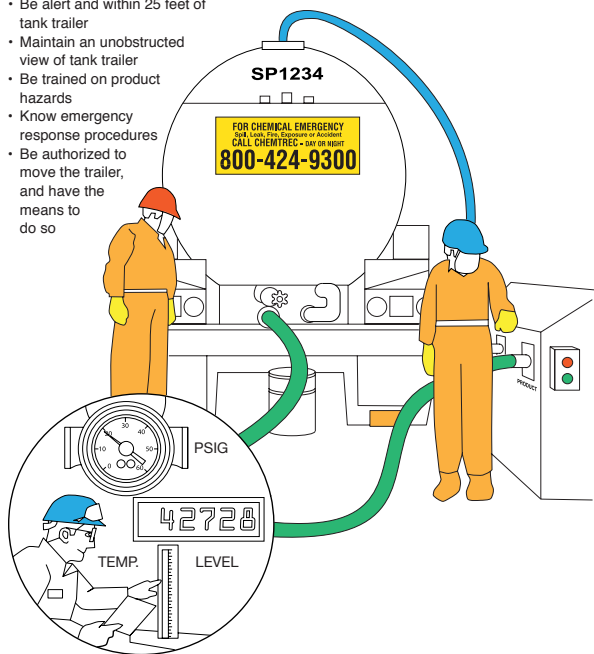
2. During hookup consider the following:

- ✓ Use PPE specified in product SDS
- ✓ Verify hoses, gaskets and fittings are in good condition
- ✓ Verify driver connects hoses to trailer
- ✓ Confirm unloading operator connects hoses to facility
- ✓ Secure unloading connections



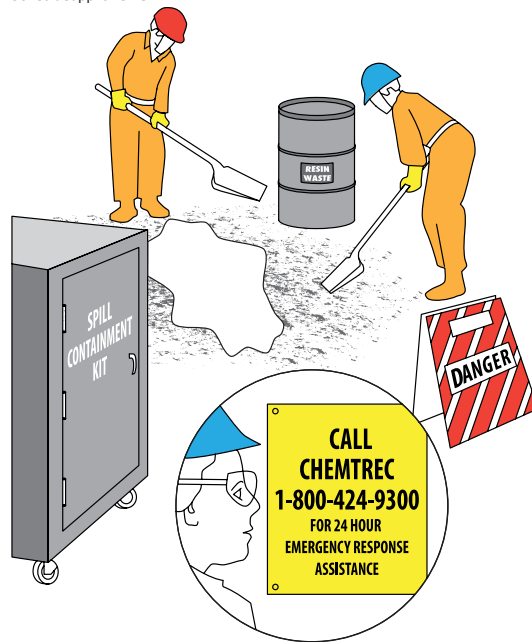
3. During unloading consider the following:

- ✓ Though not required by DOT regulations, consider complying with DOT attendance requirement (49 CFR§177.834)
- ✓ Qualified person unloading would:
 - Be alert and within 25 feet of tank trailer
 - Maintain an unobstructed view of tank trailer
 - Be trained on product hazards
 - Know emergency response procedures
 - Be authorized to move the trailer, and have the means to do so
- ✓ Properly vent or maintain positive pressure on the trailer
- ✓ Monitor temperature, pressure and level in receiving tank



Spill Response

- ✓ Call CHEMTREC for 24 hour emergency assistance 1-800-424-9300
- ✓ Follow your emergency response plan
- ✓ Consult supplier SDS



* This document does not apply to resin systems that may contain components that are considered hazardous materials according to the US DOT hazardous materials regulations. Consult your SDS.

The information contained herein is provided gratis and for informational purposes only. The American Chemistry Council (ACC) and Center for the Polyurethanes Industry (CPI) do not warrant, and assume no responsibility for the accuracy or completeness of any information contained in this guidance, all such information being given and accepted at your risk. This work is protected by copyright. Users are granted a nonexclusive royalty-free license to reproduce and distribute this document, subject to the following limitations: (1) the work must be reproduced in its entirety, without alterations; and (2) copies of the work may not be sold.

Published November 2022. This document may be updated. For the most current version, see www.polyurethane.org.